

Year 6 Home Learning 16th November 2020

| 16 th November 2020 | Monday | Tuesday | Wednesday | Thursday | Friday |
|---|--|---|--|--|--|
| <p>Daily activities To be completed when you feel is appropriate during the day</p> | <p>All children should access TTRockstars for 20 minutes per day. Read for 15 mins in the morning and 15 mins in the afternoon Spellings Unit 8: familiar yacht amateur scissors build thistle muscle guitar psychology pneumatic occupy accommodate exaggerate queue</p> | | | | |
| <p>9.00 – 10.30</p> | <p>In class this week we will be revising use of speech punctuation and use of dialogue, we will be writing our own dialogues. Lesson 1 Revision https://classroom.thenational.academy/lessons/to-explore-the-function-of-apostrophes-70up2d</p> | <p>Lesson 2 To explore punctuation speech https://classroom.thenational.academy/lessons/to-explore-punctuating-speech-first-c9j30c</p> | <p>Lesson 3 To revise speech punctuation https://classroom.thenational.academy/lessons/to-revise-speech-punctuation-cngp8t</p> | <p>Lesson 4 To practice using simple past, present and future tense. https://classroom.thenational.academy/lessons/to-practise-using-simple-past-present-and-future-tense-c5hp2c</p> | <p>Lesson 5 To revise simple, compound and complex sentences https://classroom.thenational.academy/lessons/to-revise-simple-compound-and-complex-sentences-6tgp2d</p> |
| | <p>Important Task day 4 and 5: Using your knowledge of punctuation direct speech – write a dialogue between two characters. Ensure each character speaks at least 3 times. As we looked at in class last week, ensure your dialogue gives information to your reader about the character (they are brave, funny, confident, scared etc.) or it moves the action on. In class we will be linking to Trash – writing dialogue between Gardo and Aunt after Raphael is taken by the police. You could do the same. ENSURE YOUR PROOF YOUR WORK THROUGUHLHY FOR PUCTUTION AND SPELLING ACCURACY – rewrite to present in your best handwriting.</p> | | | | |
| <p>10.30 – 10.45</p> | <p>Break</p> | | | | |









| | | | | | |
|--|--|---|---|---|---|
| 10.45 – 12.15 | https://classroom.thenational.academy/lessons/to-identify-describe-and-represent-fractions-ccw3ee | https://classroom.thenational.academy/lessons/understanding-equivalence-75hkge | https://classroom.thenational.academy/lessons/finding-equivalent-fractions-ctgp4r | https://classroom.thenational.academy/lessons/compare-fractions-less-than-one-c4ukcc | https://classroom.thenational.academy/lessons/compare-fractions-greater-than-one-c8vkgr |
| 12.45 – 1.00 | Lunch | | | | |
| 1.30 – 2.15 | <p>Music</p> <p>https://classroom.thenational.academy/lessons/to-sing-in-canon-71j3gr</p> | <p>Science</p> <p>https://classroom.thenational.academy/lessons/what-is-the-theory-of-evolution-Grn32d</p> | <p>MFL</p> <p>Time</p> <p>https://www.youtube.com/watch?v=hz2gOqBFkl</p> <p>What time is it? Part 1: Watch the video.</p> <p>Then complete the worksheet below – if you are unable to print, write the sentences in your Home Learning book or on paper.</p> | <p>Computing –</p> <p>https://classroom.thenational.academy/lessons/introducing-variables-71k68d</p> | <p>PSE –</p> <p>https://classroom.thenational.academy/lessons/community-care-cctp8c</p> |
| 2.15 – 3.00 History Project Work on this throughout the week | <p>Geography – South America</p> <p>Look at the PTT and work through the 3 tasks.</p> <ol style="list-style-type: none"> 1) Naming the seven continents of the world 2) Locating Brazil on the continent of South America 3) Sorting statements into True and False using the maps provided. | | | | |



Telling the Time



Underneath each clock, write how you would say the time in French. The first one is done for you.

| | |
|--|---|
|  <p>Il est cinq heures.</p> |  <p>Il est _____</p> |
|  <p>Il est _____</p> |  <p>Il est _____</p> |
|  <p>Il est _____</p> |  <p>Il est _____</p> |
|  <p>Il est _____</p> |  <p>Il est _____</p> |

- une
- deux
- trois
- quatre
- cinq
- six
- sept huit
- neuf
- dix
- onze
- douze