










St John Fisher Primary School  
Reception Knowledge Organiser



Literacy Text: Star in the Jar  
by Sam Hay and Sarah Massini

Reception Autumn 2

Vocabulary and phrases introduced in the text		
treasure		something that is precious
delicate		fragile, easily broken
tickly		a light touch that can cause laughter or itching
spiral		a curved shape, pattern or object
idea		a thought or plan
glittery		reflecting a bright, shimmering light
headlamps		a light worn on the head
sparkle		give off flashes of light
fizz		hissing or bubbling sound

Author's Other Notable Work



Non Fiction or Poetry



Key Learning

- Sequence sentences to form short narratives.
- Help retell stories orally to support writing
- Use repeated story language e.g. she ran and she ran and she ran.
- Use time adverbials e.g. First, Then, Next, Finally, Eventually, Suddenly

Ideas for home learning and enrichment of the text

**Communication and Language**

- Go on a treasure hunt of your own and make a collection of things that you love. Why do you love them? Describe how they feel, e.g. soft teddy or shiny coins.

**Personal, Social and Emotional Development**

- Discuss what makes us happy or what can make us sad, just like the star in the story. Who can we talk to when we have these feelings and what can we do about them?

**Physical Development**

- Practise bouncing and jumping like an astronaut. Go on an imaginary space walk, slowly and with exaggerated movements. Create your own space dance to music. Listen to Space Odyssey 2001.

**Literacy**

- Practise writing your name in stardust (you could use sand or flour). Don't forget your capital letter at the beginning.

**Maths**

- How many sides on a star? Investigate other shapes made using 10 sides (maybe you can use straws). Can you make more than 1 shape?

**Understanding of the World**

- Visit the Planetarium in the World Museum and find out about the wonders above our Liverpool skyline.

**Expressive Arts and Design**

- Create a night sky full of shining stars. Think about a dark background to represent the night sky and shiny materials to make the stars, e.g. foil/silver paint/sequins etc.

St John Fisher Primary School  
Reception Knowledge Organiser